

## **A BIBLIOMETRICS ANALYSIS FACULTY OF ARTS AND FINE ARTS AWARDED BY PUNYSHLOK AHILYADEVI HOLKAR SOLAPUR UNIVERSITY, SOLAPUR**

**Sandeep L. Lokhande**

Librarian,  
Shivratna Institute of Management Studies  
Akluj, Maharashtra, India

**Dattatray S. Patil**

Librarian,  
Shankararo Mohite Mahavidyalaya  
Akluj, India

---

**Abstract :** *In the present investigation, the Faculty of Arts and Fine Arts Ph.D. thesis from Punyshlok Ahilyadevi Holkar Solapur University, Solapur, was analyzed from the year 2014 to 2018. A quantitative study was done. Factors considered for this study are Subject wise Year-wise, Faculty of Arts and Fine Arts and Guide wise contribution of Ph.D. thesis in Punyshlok Ahilyadevi Holkar Solapur University, Solapur.*

**Keywords :** *Bibliometric, Ph.D. Thesis, Solapur University*

**Author for Correspondence** E-mail: sandeeplokhande04@gmail.com

**Author for Correspondence** E-mail: bbr\_patil@yahoo.co.in

---

### **Introduction :**

The term "bibliometrics" was possibly used in the Journal of Documentation, December 1969. There was Fairthorne's article having title "bibliometric description". In that article he said that this term was "involuntarily" donated by Alan Pritchard. After Fairthorne's article, there was an article, "Statistical Bibliography or Bibliometrics" by Alan Pritchard. [5] The importance of thesis literature as a source of nascent information, Thesis, or dissertations is by their very nature meant to report some original work in a specific field. One important characteristic of such a research report is that they may be the result of purely academic pursuit. The subject of the thesis may not have any commercial application, yet it may be worth pursuing an idea, a process, a technique, etc. The thesis is nothing but academic research. It provides such opportunities among all the Primary sources. Bibliometrics is a research method used in library and information science [4]. Chaman Sab M.[1] in 2016 worked on. Bibliometric study of Ph.D. Thesis in Library and Information Science as Through INFILIBNET – Shodganga. Bibliometric study has been applied mainly on various metadata elements like author, title, subject, citation etc related to scholarly publication within a discipline [2].

The nature of communication in science rests upon peer review and the research publications in the form of research articles in scientific journals. Results of scientific research ultimately find its way in thesis, journals and other forms of communication and it is reasonable to presume that the output of scientific research is reflected in them. The publications thus form an important measure of output. If the results of research are important

and significant, other scientists will read and cite these works in their subsequent research papers. Scientific paper does not stand alone, but is embedded in the literature of the subject. Alan Pritchard [3] first introduced the term bibliometrics to mean the application of mathematics and statistical method to books and other media of communication. "The definition and purpose of bibliometrics are to shed light on the process of written communication and of the nature and course of discipline using counting and to analyze the various facets of written communication" [3].

### Methodology :

The applied methodology in the present work is Study of bibliometrics. Bibliometric analysis was done during year 2014-2018 from the awarded degree of Faculty of Arts and Fine Arts Ph.D. Thesis from Punyshlok Ahilyadevi Holkar Solapur University, Solapur. To organize and analyze the data Micro Soft –Excel has also been used.

### Objectives :

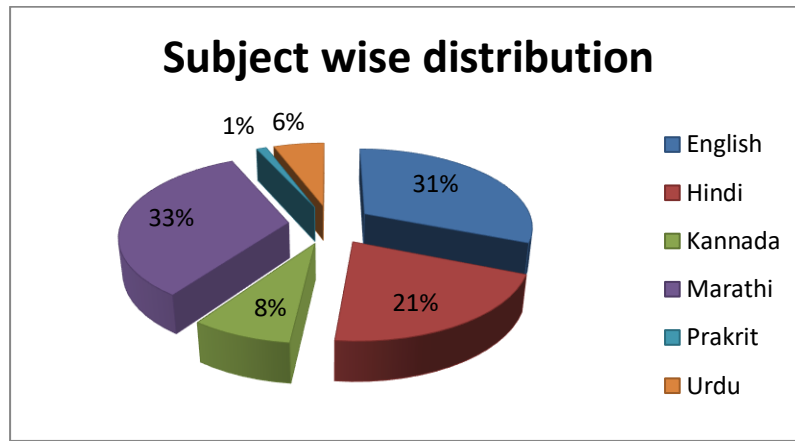
1. To identify Year-wise distribution of the submitted doctoral theses.
2. To study the Doctoral Theses contribution of Faculty of Arts and Fine Arts From Punyshlok Ahilyadevi Holkar Solapur University, Solapur
3. To find out the guide wise contribution of Ph.D. theses in the Faculty of Arts and Fine Arts
4. To identify the Subject wise distribution of the submitted doctoral thesis.
5. To find out Period wise Distributions of Thesis

### Data Analysis :

#### Table No: - 1

**Subject wise distribution of Ph.D. theses in the Faculty of Science**

Sr. No	Subject	Total	Percentage
1	English	27	31.03
2	Hindi	18	20.69
3	Kannada	07	8.05
4	Marathi	29	33.33
5	Prakrit	01	1.15
6	Urdu	05	5.75
<b>Total</b>		<b>87</b>	<b>100.00</b>

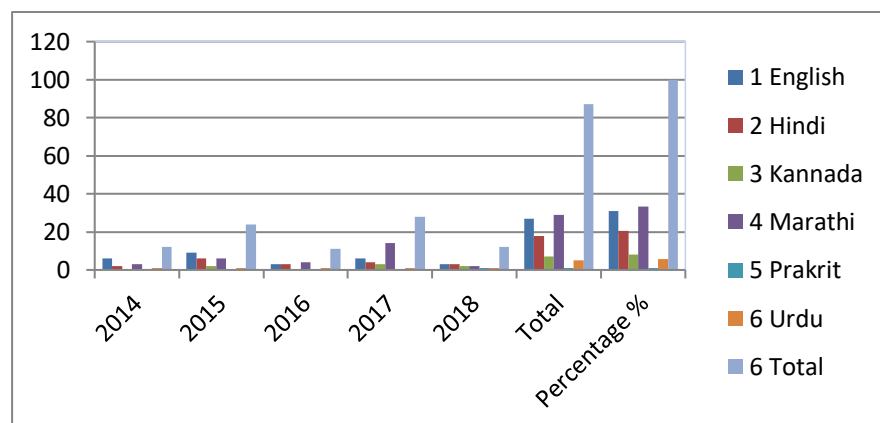


**Figure 1**

From Table no. 1 Subject wise thesis it is observed that there are total 87 Thesis was awarded in Faculty of Arts and Fine Arts in Punyshlok Ahilyadevi Holakr, Solapur University, Solapur. Out of 87 thesis Marathi subject has highest number of Ph.D. awards and the number is 29 about 33.33 % of total Thesis. Followed by English with 31.03% followed by Hindi 20.69% followed by Kannada 08.05% minimum number is of subject Prakrit and Urdu about 5.75.%.

**Table No: - 2 Period wise Distributions of Thesis**

Sr. No	Subject	2014	2015	2016	2017	2018	Total	Percentage %
1	English	6	9	3	6	3	27	31.03
2	Hindi	2	6	3	4	3	18	20.69
3	Kannada	0	2	0	3	2	7	8.05
4	Marathi	3	6	4	14	2	29	33.33
5	Prakrit	0	0	0	0	1	1	1.15
6	Urdu	1	1	1	1	1	5	5.75
	<b>Total</b>	<b>12</b>	<b>24</b>	<b>11</b>	<b>28</b>	<b>12</b>	<b>87</b>	<b>100.00</b>

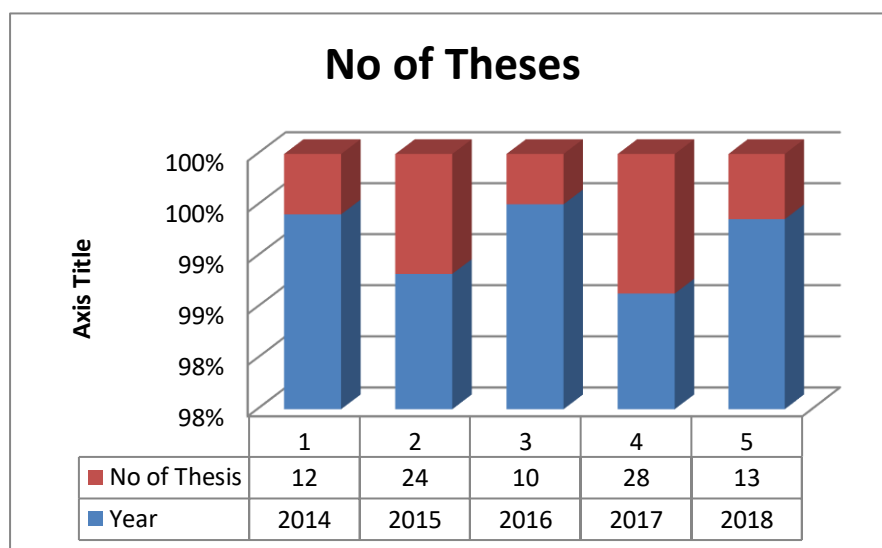


From above table 2 year wise increased pattern is observed in Hindi, Marathi and English subject in award of Ph.D. degree where as Kannada,Prakriti and Urdu subject have minimum number.

**Table 3.**

**Year-wise distribution of Ph.D. theses :**

Sr. No	Year	No of Thesis	Percentage
1	2014	12	13.79
2	2015	24	27.59
3	2016	10	11.49
4	2017	28	32.18
5	2018	13	14.94
		87	100.00



**Figure : 2**

As per observation from Table no. 3 Year-wise distribution of Ph.D. thesis, it is noted that total 87 theses have been awarded in Faculty of Arts and Fine Arts in Punyshlok Ahilyadevi Holakr, Solapur University, Solapur..From year 2014 up to year 2018. During year 2017 highest number (28) of thesis was awarded and during year 2016 lowest number (10) was recorded.

**Table : 4.**

**Guide wise contribution of PhD theses in the Faculty of science :**

Sr. No	Supervisor/Guide	2014	2015	2016	2017	2018	Total
1	Dr. Awatade H. K. Shankarrao Mohite Mahavidyalaya, Akhuj	0	0	0	0	1	1
2	Dr. Birajdar B. S. Walchand College of Arts & Science, Solapur	0	1		1	2	4
3	Dr. Chobdar Md. Shafi A.S. SSA Arts & Commerce College, Solapur.	0	0	1	1	0	2
4	Dr. Chougule R.B. Asst. Prof. and Head, Department of English, Dr. Babasaheb Ambedkar Marathwada University, Sub-Campus Osmanabad Mo.No. 9423717774	0	0	1	1	0	2
5	Dr. Deshmukh M.S. Sangmeshwar College, Solapur	1	0	0	0	0	1
6	Dr. Dhabale G.S. C.B. Khedgi College, Akhalkot, Dist- Solapur	0	0	0	1	2	3
7	Dr. Landage Sanjay S D.B.F. Dayanand College of Arts & Science, Solapur	0	0	1	3	0	4
8	Dr. Ingole K.J. Sangola Mahavidyalaya, Sangola, Dist- Solapur	1	1	1	1	0	4
9	Dr. Jadhav V.V. (Retired) Sangola College, Sangola, Dist-Solapur	0	2	0	0	0	2
10	Dr. Jadhav W. M. M.H. Mahadik College, Modnimb, Dist-Solapur.	0	0	0	2	0	2
11	Dr. Kadam M.S. Vitthalrao Shinde Arts Mahavidyalaya, Tembhorni, Dist-Solapur	0	0	1	0	0	1

12	Dr. Kolekar T.N. D.B.F. Dayanand College of Arts & Science, Solapur	1	1	0	1	0	3
13	Dr. Landage Sanjay S A.R. Burla Mahila Varishta Mahavidyalaya, Solapur	0	0	1	3	0	4
14	Dr. Mrs. Annie John A.R. Burla Mahila Mahavidyalaya, Solapur	2	4	0	2	0	8
15	Dr. Mrs. Shaikh S.I. M.H. Mahadik Arts & Commerce College, Modnimb, Dist-Solapur	0	0	0	2	2	4
16	Dr. Mrs. Shinde J. S. UES Mahila Mahavidyalaya Solapur	0	1	1	1	0	3
17	Dr. Mrs. Wadagbalkar S.S. A.R. Burla Mahila Varishta Mahavidyalaya, Solapur	1	3	0	1	0	5
18	Dr. Nanaware D.C. D.A.V. Velankar College of Commerce, Solapur	2	2	0	1	0	5
19	Dr. Navale S.M. Shri Shivaji Mahavidyalaya, Barshi, Tal-Barshi, Dist- Solapur	0	2	0	0	1	3
20	Dr. Parase B.D. Shri Shivaji Mahavidyalaya Tal- Barshi, Dist-Solapur	0	0	0	3	0	3
21	Dr. Pawar N.B. Sant Damaji Mahavidyalaya, Mangalwedha, Dist- Solapur	1	1	2	0	0	4
22	Dr. Pujari B.B. Sangameshwar College, Solapur	0	3	0	2	0	5
23	Dr. Ronge P.T. Arts & Commerce College, Madha	0	1	0	0	1	2
24	Dr. S. A.Majeed Bedar Univ.College of Arts & Science, Osmania University, Hyderabad	1	0	0	0	0	1

25	Dr. Sagare S.B. 5, Nirmithi Bhahar, Near Ramling Nagar, Bijapur Road, Solapur.	0	0	0	1	0	1
26	Dr. Salunkhe A.M. Yashwantrao Chavan Mahavidyalaya, Karmala, Dist-Solapur 413203	0	0	1	1	0	2
27	Dr. Shaikh G.A. UES Mahila Mahavidyalaya, Solapur	0	1	0	0	1	2
28	Dr. Shastri Mahaveer P. Walchand College of Arts & Science, Solapur.	0	0	0	0	1	1
29	Dr. Shinde M.D. Walchand College of Arts & Science, Solapur	2	1	0	0	1	4
30	Dr. Swami I.S. Vidya, Plot No.13, Bramachaintanya Nagar, Near New RTO Office, Solapur.	0	0	1	0	0	1
		<b>12</b>	<b>24</b>	<b>11</b>	<b>28</b>	<b>12</b>	<b>87</b>

From above table 4 it clear that Dr. Mrs. Annie John is having highest number of Ph.D. awarded students followed by Dr. Mrs. Wadagbalkar S.S , Dr. Nanaware D.C. & Dr. Pujari B.B. with 05 students followed by Dr. Shinde M.D., Dr. Pawar N.B. Dr. Mrs. Shaikh S.I., Dr. Landage Sanjay S , Dr. Landage Sanjay S , Dr. Birajdar B. S.with four students.

### Conclusions :

In the present study, 87 Ph.D. theses in Science Faculty From P A.H. Solapur University were analyzed from the year 2014 to 2018. It was collected from the University of Punyshlok Ahilyadevi Holkar Solapur University, Solapur., Maharashtra. From the data it is concluded that Hindi, English and Marathi research is in stable increase pattern where as and Prakrit is minimum it is may be due to availability of Guides.

English and Hindi Guides have highest contribution in research with maximum number of students with Ph.D. The research productivity of subjects like Prakrit and Urdu is not satisfactory as compared to the other subjects. It is quite evident that availability of guides and research funds are basic prerequisites to overcome this problem.

**References :**

- Pritchard A. Statistical bibliography or bibliometrics?. Journal of Documentation, 1969;25(4):348-9
- <https://su.digitaluniversity.ac/>
- Chaman Sab M. in 2016, Bibliometric Study of Ph.D. Theses in Library and Information Science as through INFLIBNET – Shodhganga, INTERNATIONAL JOURNAL OF SCIENTIFIC RESEARCH, Vol-5, Issue-12, 850-852.
- Jayendra Kumar Singh, BIBLIOMETRIC ANALYSIS OF PH .D THESES IN LIS DURING 1993-1997, International Journal of Digital Library Services, Vol. 5, October – December 2015, Issue – 4,PP-44-53.
- Pritchard A. Statistical bibliography or bibliometrics?. Journal of Documentation, 1969;25(4):348-9
- S.Thanuskodi, Bibliometric Analysis of the Journal *Library Philosophy and Practice* from 2005-2009, *Library Philosophy and Practice 2010 (e-journal)*. Paper 437. <http://digitalcommons.unl.edu/libphilprac/437>